



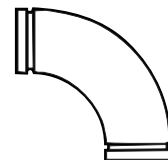
## Couplings

PFS Number	Mfg. Number	Description	Pack
<b>ABBREVIATIONS</b>			
GVD = Grooved			
<b>Firelock Style #005 Ridgid Grooved Couplings</b>			
This coupling has a unique, patented angle-pad design which allows the housings to offset while clamping the grooves. By permitting the housings to slide on the angled bolt pads, rigidity is obtained. The FireLock system provides rigidity for valve connections, fire mains and long straight runs. Support and hanging requirements correspond to NFPA 13 Sprinkler Systems.			
561110	CO12005PEO	1-1/4"	1
561111	CO14005PEO	1-1/2"	1
561112	CO20005PEO	2"	1
561113	CO24005PEO	2-1/2"	1
561114	CO30005PEO	3"	1
561116	CO40005PEO	4"	1
561118	CO60005PEO	6"	1
561119	CO80005PEO	8"	1
<b>Standard Coupling for Roll Grooved Pipe #75</b>			
These couplings are designed for joining large diameter piping systems. This coupling is ideal for roll grooved IPS black or galvanized steel and stainless steel systems.			
562301	CO14075PEO	1-1/2"	1
562303	CO24075PEO	2-1/2"	1
<b>Flexible Couplings #75 Flex</b>			
These couplings are available where moderate pressures are expected or weight considerations are a factor. Rated for service up to 500 PSI, depending on size.			
562349	CO10004PEO	1"	1
562351	CO14004PEO	1-1/2"	1
562350	CO12004PEO	1-1/4"	1
562352	CO20004PEO	2"	1
562353	CO24004PEO	2-1/2"	1
562354	CO30004PEO	3"	1
562356	CO40004PEO	4"	1
562358	CO60004PEO	6"	1
562359	CO80004PEO	8"	1
<b>Roust-A-Bout Couplings (Style 99)</b>			
These couplings consist of a durable, ductile iron housing. Its curved case-hardened steel jaws grip the pipe when nuts are tightened to full torque specifications, and it requires no pipe end preparation.			
565225	CO14099PEO	1-1/2"	1
565226	CO20099PEO	2"	1
565227	CO24099PEO	2-1/2"	1
565228	CO30099PEO	3"	1
565229	CO40099PEO	4"	1
565230	CO60099PEO	6"	1

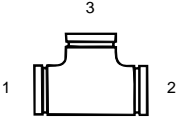



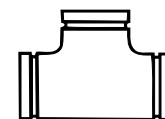
## Couplings & Cast Fittings

PFS Number	Mfg. Number	Description	Pack
<p><b>Style #750 Reducing Couplings</b> This coupling permits direct reduction on the piping run. It features a reducing gasket for pressure responsive sealing. A steel washer which prevents telescoping of the smaller pipe inside the larger during vertical systems assembly is available upon request.</p>			
562421	C367750PEO	2" X 1-1/2"	1
562432	CC07750PEO	2-1/2" X 2"	1
562442	CC43750PEO	3" X 2"	1
562443	CC49750PEO	3" X 2-1/2"	1
562462	CD29750PEO	4" X 2"	1
562463	CD35750PEO	4" X 2-1/2"	1
562464	CD44750PEO	4" X 3"	1
562486	CE79750PEO	6" X 4"	1
562498	CF47750PEO	8" X 6"	1
<p><b>Grooved Fittings</b> FireLock fittings are designed for use exclusively with Style 005 FireLock couplings and are rated for the same pressure service. Use of other products may result in bolt pad interference.</p>			
<p><b>90° Elbows - Firelock (#001)</b></p>			
562500	FO12010POO	1-1/4" STANDARD	1
562501	FO14010POO	1-1/2" STANDARD	1
562002	FO20001POO	2"	1
562003	FO24001POO	2-1/2"	1
562004	FO30001POO	3"	1
562006	FO40001POO	4"	1
562008	FO60001POO	6"	1
562009	FO80001POO	8"	1
<p><b>45° Elbows - Firelock (#003)</b></p>			
562600	FO12011POO	1-1/4" STANDARD	1
562601	FO14011POO	1-1/2" STANDARD	1
563002	FO20003POO	2"	1
563003	FO24003POO	2-1/2"	1
563004	FO30003POO	3"	1
563006	FO40003POO	4"	1
563008	FO60003POO	6"	1
563009	FO80003POO	8"	1
<p><b>22-1/2° Elbows (#12)</b></p>			
562702	FO20012POO	2" STANDARD	1
562709	FO80012POO	8" STANDARD	1



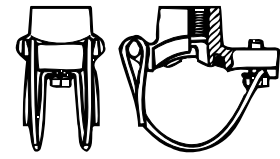
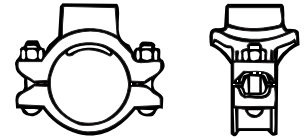
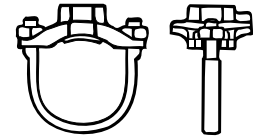
## Cast Grooved Fittings

PFS Number	Mfg. Number	Description	Pack
		<b>Tees (#002)</b> Tees are read straight through and then outlet 1,2,3. 	
562800	FO12020POO	1-1/4"	1
562801	FO14020POO	1-1/2"	1
564002	FO20002POO	2"	1
564003	FO24002POO	2-1/2"	1
564004	FO30002POO	3"	1
564006	FO40002POO	4"	1
564008	FO60002POO	6"	1
564009	FO80002POO	8"	1
		<b>Caps (#006)</b>	
564200	FD12006POO	1-1/4"	1
564201	FO14006POO	1-1/2"	1
564202	FO20006POO	2"	1
564203	FO24006POO	2-1/2"	1
564204	FO30006POO	3"	1
564206	FO40006POO	4"	1
564208	FO60006POO	6"	1
564209	FO80006POO	8"	1
		<b>Flanges (#744)</b> Designed for incorporating flanged components with ANSI CL. 125 or CL. 150 bolt hole patterns into a grooved pipe system. Incorporates small teeth inside the key shoulder I.D. to prevent rotation.	
564302	CO20744PEO	2"	1
564303	CO24744PEO	2-1/2"	1
564304	CO30744PEO	3"	1
564306	CO40744PEO	4"	1
564308	CO60744PEO	6"	1
564309	CO80744PEO	8"	1
		<b>Mechanical Tees - Grooved (#920)</b> Used for tee connections where a grooved outlet is required at mid-pipe. Malleable iron body, internal locating collar, full sectional EPDM rubber gasket. Rated for working pressures to 300 PSI.	
569701	920	4" X 2"	1
569702	920	4" X 2-1/2"	1
569703	920	4" X 3"	1
569710	920	6" X 2"	1
569711	920	6" X 2-1/2"	1
569712	920	6" X 3"	1
569713	920	6" X 4"	1
569721	920	8" X 2-1/2"	1
569722	920	8" X 3"	1
569723	920	8" X 4"	1












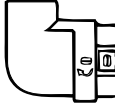



## Saddle Fittings

PFS Number	Mfg. Number	Description	Pack
<b>SADDLE FITTINGS</b>			
<b>Mechanical Tees - Threaded (#920 / #921)</b>			
Used for tee connections where a threaded outlet is required at mid-pipe. Rated for working pressures to 300 PSI.			
569600	921	2" X 1"	1
569601	921	2" X 1-1/4"	1
569602	921	2" X 1-1/2"	1
569610	921	2-1/2" X 1"	1
569611	921	2-1/2" X 1-1/4"	1
569612	921	2-1/2" X 1-1/2"	1
569620	921	3" X 1"	1
569621	920	3" X 1-1/4"	1
569622	920	3" X 1-1/2"	1
569623	920	3" X 2"	1
569630	921	4" X 1"	1
569631	920	4" X 1-1/4"	1
569632	920	4" X 1-1/2"	1
569633	920	4" X 2"	1
569634	920	4" X 2-1/2"	1
569635	920	4" X 3"	1
569660	920	6" X 1-1/2"	1
569661	920	6" X 2"	1
569662	920	6" X 2-1/2"	1
569663	920	6" X 3"	1
569664	920	6" X 4"	1
<b>Snap-Let Tees (#925)</b>			
This outlet provides a convenient method of incorporating 1/2", 3/4" and 1" outlets. UL Listed and FM Approved for "arm-over" configurations, as well as for branch connections on wet and dry systems. Rated 175 PSI for fire protection and 300 PSI for commercial piping systems using standard, lightwall and Schedule 5 pipe.			
568110	CB02925PEO	1-1/4" X 1/2"	1
568111	CB04925PEO	1-1/4" X 3/4"	1
568112	CB05925PEO	1-1/4" X 1"	1
568200	CB26925PEO	1-1/2" X 1/2"	1
568201	CB28925PEO	1-1/2" X 3/4"	1
568202	CB29925PEO	1-1/2" X 1"	1
568300	CB57925PEO	2" X 1/2"	1
568301	CB59925PEO	2" X 3/4"	1
568302	CB60925PEO	2" X 1"	1
568400	CB94925PEO	2-1/2" X 1/2"	1
568401	CB97925PEO	2-1/2" X 3/4"	1
568402	CC00925PEO	2-1/2" X 1"	1
<b>Concentric Reducers (#50)</b>			
562983	FE65050POO	6" X 2-1/2"	1



## FIT Fittings

PFS Number	Mfg. Number	Description	Pack		
<b>FIT FITTINGS</b>					
<b>FIT Fittings</b>					
Direct connection of differing sizes on the run are possible with this fitting. No special reducing fittings are necessary.					
<b>FIT Reducing Run and Outlet Tees (#969)</b>					
567600	969	1-1/4" X 1" X 1"		 	
562454	969	1-1/2" X 1-1/4" X 3/4"	1		
562455	969	1-1/2" X 1-1/4" X 1"	1		
562458	969	2" X 1-1/2" X 1"	1		
<b>FIT Reducing Tees (#96)</b>					
Joins same size pipe while providing a female threaded outlet. It also accomodates drop nipples, branches, sprinkler heads, gauges and other male threaded connections.					
567402	96	1" X 1" X 1/2"	1	 	
567404	96	1" X 1" X 3/4"	1		
567406	96	1" X 1" X 1"	1		
567408	96	1-1/4" X 1-1/4" X 1/2"	1		
567410	96	1-1/4" X 1-1/4" X 3/4"	1		
567412	96	1-1/4" X 1-1/4" X 1"	1		
567416	96	1-1/2" X 1-1/2" X 1/2"	1	 	
567414	96	1-1/2" X 1-1/2" X 3/4"	1		
567418	96	1-1/2" X 1-1/2" X 1"	1		
567420	96	2" X 2" X 1/2"	1	 	
567422	96	2" X 2" X 3/4"	1		
567424	96	2" X 2" X 1"	1		
<b>FIT Straight Tee (#963)</b>					
Useful for fire protection system connections.					
567500	963	1" X 1" X 1"	1	 	
567502	963	1-1/4" X 1-1/4" X 1-1/4"	1		
567504	963	1-1/2" X 1-1/2" X 1-1/2"	1		
567506	963	2" X 2" X 2"	1		
<b>FIT Reducing Elbows (#966)</b>					
Designed for automatic sprinkler systems. This elbow provides a reduced threaded connection for 1/2" or 3/4" sprinkler heads or 1" outlets.					
567302	966	1" X 1/2"	1	 	
567304	966	1" X 3/4"	1		
567306	966	1-1/4" X 1/2"	1		
567308	966	1-1/4" X 3/4"	1		
567310	966	1-1/2" X 1/2"	1		
567312	966	1-1/2" X 3/4"	1		
567314	966	2" X 1/2"	1		
567316	966	2" X 3/4"	1		

## FIT Fittings

PFS Number	Mfg. Number	Description	Pack
		<b>FIT Couplings (#960)</b> Straight coupling allows direct plain end connections without outlets. Ideal for connecting plain end finned tube or equipment in perimeter heating systems or for small grid sprinkler systems.	
567101	960	1"	1
567102	960	1-1/4"	1
567103	960	1-1/2"	1
567104	960	2"	1
		<b>FIT 90° Elbows (#961)</b> Full flow elbow for minimum pressure drop. Elbows rotate for alignment before locking. Internal pipe stop provides uniform takeout.	
567201	961	1" X 1"	1
567210	961	1-1/4" X 1-1/4"	1
567211	961	1-1/2" X 1-1/2"	1
567212	961	2" X 2"	1

